



European-Type Hammer Crusher


CRUSHING | GRINDING | QUARRY PLANT | SCREENING | WASHERS | FEEDING | CONVEYOR
Shanghai Joyal Mining Machinery Co., Ltd.





EUROPEAN-TYPE HAMMER CRUSHER

European-type Hammer Crusher is widely used in mining, building materials, chemical industry, metallurgy, cement, ceramic, refractory industry and so on. The European-type Hammer Crusher is suitable for secondary and fine crushing of all kinds of rocks with compressive strength less than 320 MPa.





Features

The European-type Hammer Crusher is of high capacity, high crushing ratio, simple structure, uniform output granularity as well as low electricity consumption, and is easy to maintain and operate. The moisture of the raw material should be less than 10% - 15% to avoid the blocking of material during the crushing process.

- (1) High productive capacity and big crushing ratio.
- (2) Low power consumption and evenly granularity product.
- (3) Simple, well knit and handy mechanical structure.
- (4) Low investment costs and convenient management.



Technical Data of European-Type Hammer Crusher


Type	PC4008-75	PC4012-90	PC4015-132
Dia. Of rotor /mm	750	900	1150
Rotor Length /mm	800	1200	1500
Rotor Speed r/min	800-1000	800-1000	550-800
Max Feeding Size /mm	<50	<50	<100
Discharged Size /mm	0-3	0-3	0-8
Capacity t/h	10-30	30-60	60-100
Power Of Motor /Kw	55-75	75-90	110-132
Number Of Hammer	18	32	32
Overall Dimension L*W*H/mm	2310*1665*1610	2840*2100*2020	3720*2650*2540

If there is change of the above specification, it subjects to the newest products' specifications.



GLOBAL MARKET LEADER IN CRUSHING TECHNOLOGY

– JOYAL Mining



Working Principle

The European Type Hammer Crusher mainly includes case, rotor, iron bearing, grate bars and other components.

There are two parts in case: the upper one and lower one which are welded after cutting. The remaining parts are connected by bolts.

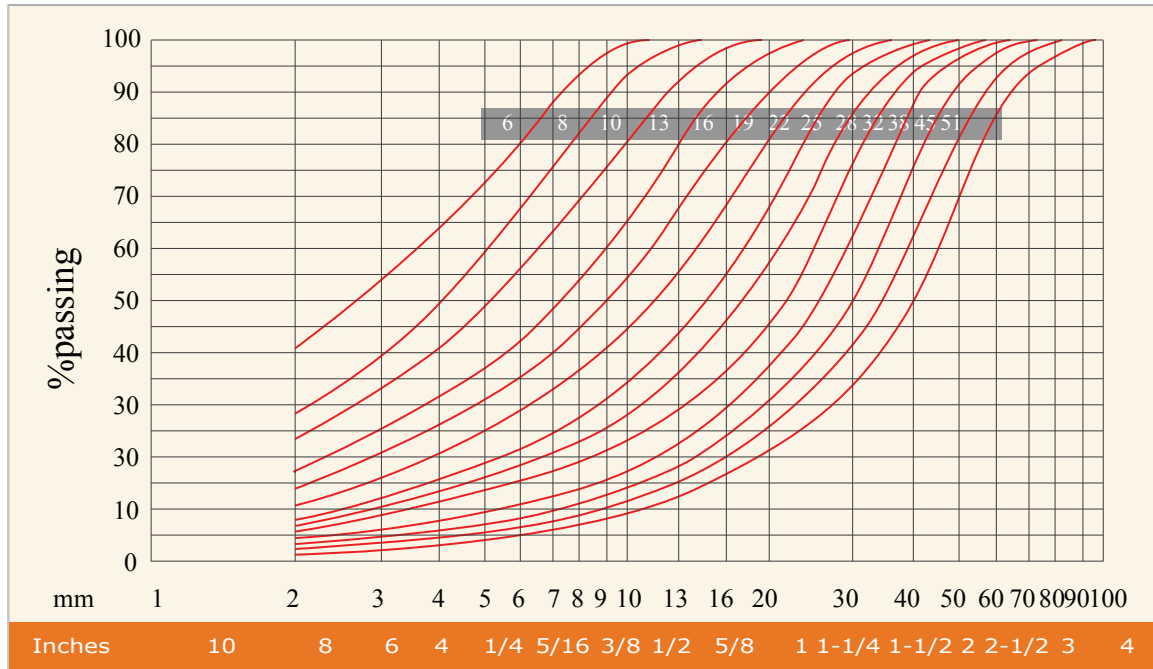
Inside the case, there is high manganese steel liner which can be replaced after wear and bear. The European Type Hammer Crusher is installed on an array of spindles which forms the rotor together with rotary table and axis. The rotor rotates through motor and V-belt driven spindle.

The hammer streths around as the centrifugal force generated by rotation, in that way, bulk materials feed into the crushing chamber and are crushed by the high-speed movement.


The standard stones pass from the grate bars below and for those not standard will again be crushed in the case till they can pass from the grate.



Indicative Product Gradation



◆ The gradation and capacities shown are dependent on the feed gradation, the crushing chamber, the material density, cleanliness, moisture and crushability.





Add: No.3389, East Huaxia Road, Pudong New Area, Shanghai, China.

Email: joyal@crusherinc.com

Tel: 0086-21-68763311 0086-21-68763366

Web: <http://www.joyalcrusher.com>